

EMANUAL - FEMTO USB C DRIVE SERIES - EN



READ ENTIRE MANUAL BEFORE OPERATION to ensure proper use and care of your new Lezyne LED light. Traffic laws mandating lighting vary from country to country. Inform yourself about lighting laws and regulations in the country of use.



FEMTO USB C FRONT



FEMTO USB C REAR

Warnings

DO NOT LOOK DIRECTLY INTO LIGHT BEAM or shine into eyes of another.

Lezyne LED Lights have a water resistance rating of IPX7 under IEC standard 60529. Submerging the device is not recommended. If moisture does enter the casing, air out until completely dry.

DO NOT ATTEMPT TO REMOVE ELECTRONICS. Doing so will void warranty.

Lezyne USA, Inc. does not accept any liability for injuries or other damages resulting from the use of this product in any circumstances.

Warranty

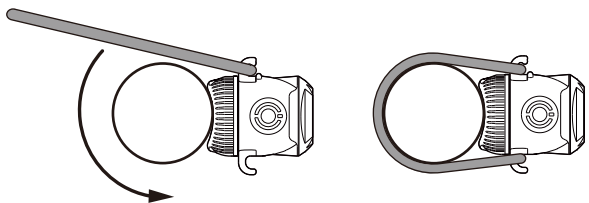
In U.S. and U.K., Lezyne LED Lights carry a two (2) year warranty from the original purchase date to the original owner (proof of purchase required). Lezyne Batteries carry a six (6) month warranty from the original purchase date. Lezyne warranties cover any manufacturing defects in materials or workmanship. Issues not covered by warranty include normal wear & tear, improper installation, attempting to access or modify electronics, damage or failure due to accident, misuse, abuse and/or neglect.

For all warranty issues worldwide, please contact the retailer that sold the product.

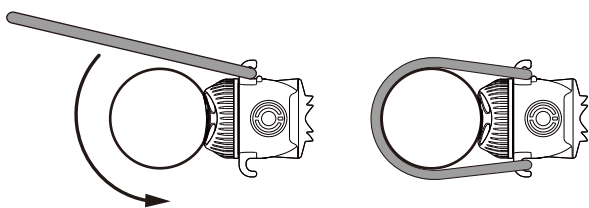
For any warranty questions contact: warranty@lezyne.com

Mounting

FEMTO USB C FRONT



FEMTO USB C REAR




Operation

1. On/Off: hold button two (2) seconds.
2. Mode cycle: click button



FEMTO USB C FRONT



FEMTO USB C REAR

Run Times and Modes

FEMTO USB C FRONT

	ECONOMY	BLAST	PULSE	FLASH	DAY FLASH	FEMTO
	10 LUMENS	50 LUMENS	30 LUMENS	30 LUMENS	50 LUMENS	10 LUMENS
	6:00 h : min	1:30 h : min	7:00 h : min	6:45 h : min	15:00 h : min	15:00 h : min

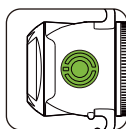
FEMTO USB C REAR

	ECONOMY	BLAST	PULSE	FLASH	DAY FLASH	FEMTO
	5 LUMENS	15 LUMENS	15 LUMENS	15 LUMENS	15 LUMENS	5 LUMENS
	3:40 h : min	1:30 h : min	6:00 h : min	3:30 h : min	13:00 h : min	12:00 h : min

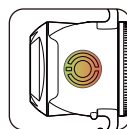
Battery Indicator

When light is OFF, click button once to momentarily display battery status.

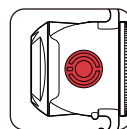
FEMTO USB C FRONT



100-75%




75-25%




25-0%

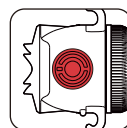
FEMTO USB C REAR



100-75%



75-25%



25-0%

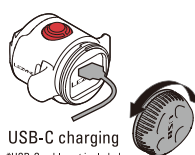
Charging

Before using your Lezyne LED Light for the first time, fully charge battery.

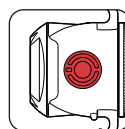
To charge your light:

1. Switch light OFF
2. Remove USB protective cover
3. Insert USB plug into powered USB port
4. Once charging, button will flash green

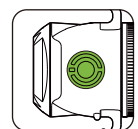
FEMTO USB C FRONT



USB-C charging
*USB-C cable not included

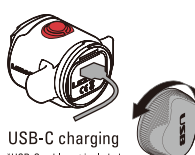


charging

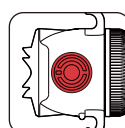


charged


FEMTO USB C REAR



USB-C charging
*USB-C cable not included



charging



charged

- Before using your Lezyne LED Light for the first time, fully charge battery.
- Antes de utilizar la luz LED por primera vez, cargue completamente la batería.
- Avant d'utiliser votre lampe LED Lezyne pour la première fois, chargez complètement la batterie.
- Bevor Sie die ihre Lezyne Lampe zum ersten Mal benutzen, sollte Sie diese vollständig laden.
- 最初にLezyne LEDライトを使用する前に、バッテリーをフルに充電してください。

CORPORATE HQ
Lezyne USA, Inc.
5470 Kietzke Lane, Suite 300
Reno, NV 89511

CALIFORNIA OFFICE
Lezyne USA, Inc.
645 Tank Farm Rd., Suite F,
San Luis Obispo, California
93401

TAIWAN BRANCH / MANUFACTURER
Lezyne USA, Inc. - Taiwan Branch
No.162, Shigu Lane
Guozhong Road, Dali District
Taichung City 412, Taiwan, ROC

EU SINGLE POINT OF CONTACT
Lezyne Europe GmbH
Rolandstrasse 4
14129 Berlin, Germany

For all inquiries, contact: support@lezyne.com